




# Gate Drive Transformer

Linear Technology DC1739B-C  
Active Clamp Converter



- Developed for Linear Technology DC1739B-C Active Clamp forward Converter
- 1500 Vrms, one minute isolation (hipot) between windings

**Core material** Ferrite

**Terminations** RoHS tin-silver over copper

**Weight** 0.35g

**Ambient temperature** -40°C to +85°C

**Maximum part temperature** +105°C (ambient + temp rise).

**Storage temperature** Component: -40°C to +85°C.

Tape and reel packaging: -40°C to +80°C

**Resistance to soldering heat** Max three 40 second reflows at +260°C, parts cooled to room temperature between cycles

**Moisture Sensitivity Level (MSL)** 1 (unlimited floor life at <30°C / 85% relative humidity)

**Packaging** 350/7" reel; 1200/13" reel Plastic tape: 24 mm wide, 0.3 mm thick, 16 mm pocket spacing, 3.05 mm pocket depth

**PCB washing** Tested to MIL-STD-202 Method 215 plus an additional aqueous wash. See [Doc787 PCB Washing.pdf](#).

Part number <sup>1</sup>	Turns ratio pri : sec	Primary inductance <sup>2</sup> ±25% (µH)	Leakage inductance <sup>3</sup> max (µH)	DCR max (Ohms)		Volt-time product max (V-µsec)
				Primary	Secondary	
CV9052-AL_	1.25 : 1	931.5	0.90	1.03	0.85	20.0

1. When ordering, please specify **packaging** code:

**CV9052-ALC**

**Packaging: C** = 7" machine ready reel. EIA-481 embossed plastic tape (500 per full reel). Quantities less than full reel available: in tape (not machine ready) or with leader and trailer (\$25 charge).

**D** = 13" machine ready reel. EIA-481 embossed plastic tape, factory order only, not stocked (1200 per full reel).

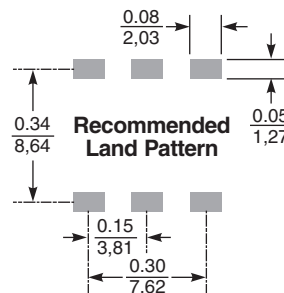
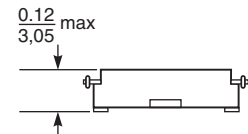
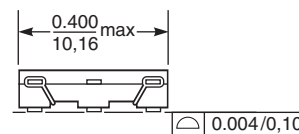
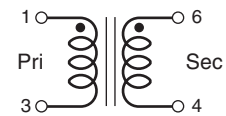
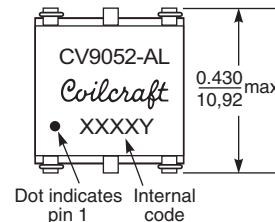
**B** = Less than full reel. In an effort to simplify our part numbering system, Coilcraft is eliminating the need for multiple packaging codes. When ordering, simply change the last letter of your part number from B to C.

2. Inductance is tested between pins 1 and 3 at 100 kHz, 0.05 Vrms, 0 Adc.

3. Leakage inductance is for the primary, measured at 100 kHz, 0.05 Vrms, 0 Adc with the secondary windings shorted.

4. Electrical specifications at 25°C.

Refer to Doc 362 "Soldering Surface Mount Components" before soldering.



Dimensions are in  $\frac{\text{inches}}{\text{mm}}$